

**AUDITED  
FINANCIAL STATEMENTS  
FOR THE YEAR ENDED AUGUST 31, 2010**  
[School Act, Sections 147(2)(a), 148, 151(1) and 276]

**Wild Rose School Division No. 66**

Legal Name of School Jurisdiction

**4912 - 43 Street, Rocky Mountain House, Alberta, T4T 1P4**

Mailing Address

**Phone: 403-845-3376 Fax: 403-845-3850**

Telephone and Fax Numbers

**SCHOOL JURISDICTION MANAGEMENT'S RESPONSIBILITY FOR FINANCIAL REPORTING**

The financial statements of Wild Rose School Division No. 66 presented to Alberta Education have been prepared by school jurisdiction management which has responsibility for their preparation, integrity and objectivity. The financial statements, including notes, have been prepared in accordance with generally accepted accounting principles and follow format prescribed by Alberta Education.

In fulfilling its reporting responsibilities, management has maintained internal control systems and procedures designed to provide reasonable assurance that the school jurisdiction's assets are safeguarded, that transactions are executed in accordance with appropriate authorization and that accounting records may be relied upon to properly reflect the school jurisdiction's transactions. The effectiveness of the control systems is supported by the selection and training of qualified personnel, an organizational structure that provides an appropriate division of responsibility and a strong system of budgetary control.

***Board of Trustees Responsibility***



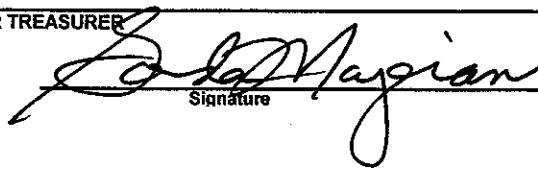
The ultimate responsibility for the financial statements lies with the Board of Trustees. The Board reviewed the audited financial statements with management in detail and approved the financial statements for release.

***External Auditors***

The Board appoints external auditors to audit the financial statements and meets with the auditors to review their findings. The external auditors were given full access to school jurisdiction records.

***Declaration of Management and Board Chairman***

To the best of our knowledge and belief, these financial statements reflect, in all material respects, the financial position and results of operations and cash flows for the year in accordance with generally accepted accounting principles and follow the financial reporting requirements prescribed by Alberta Education.

<p><b>BOARD CHAIR</b></p> <p><b>Keith Warren</b></p> <p>Name</p>	 <p>Signature</p>
<p><b>SUPERINTENDENT</b></p> <p><b>Brian Celli</b></p> <p>Name</p>	 <p>Signature</p>
<p><b>SECRETARY TREASURER OR TREASURER</b></p> <p><b>Gordon Majeran</b></p> <p>Name</p>	 <p>Signature</p>
<p><b>17-Nov-10</b></p> <p>Board-approved Release Date</p>	

c.c. ALBERTA EDUCATION, Financial Reporting & Accountability Branch,  
8th Floor Commerce Place, 10155-102 Street, Edmonton AB T5J 4L5  
EMAIL: Cindy.Wang@gov.ab.ca  
PHONE: (780) 644-5672 (Toll free 310-0000)

**TABLE OF CONTENTS**

	<b>Page</b>
<b>AUDITORS' REPORT INSERT</b>	<b>3</b>
<b>STATEMENT OF FINANCIAL POSITION</b>	<b>4</b>
<b>STATEMENT OF REVENUES AND EXPENSES</b>	<b>5</b>
<b>STATEMENT OF CASH FLOWS</b>	<b>6</b>
<b>STATEMENT OF CHANGES IN NET ASSETS</b>	<b>7</b>
<b>STATEMENT OF CAPITAL ALLOCATIONS</b>	<b>8</b>
<b>NOTES TO THE FINANCIAL STATEMENTS INSERT</b>	<b>9</b>

## AUDITORS' REPORT

To The Board of Trustees

Wild Rose School Division No. 66

We have audited the statement of financial position of the Wild Rose School Division No. 66 as at August 31, 2010 and the statements of revenues and expenses, cash flows, changes in net assets and capital allocations for the year then ended. These financial statements are the responsibility of the school jurisdiction's management. Our responsibility is to express an opinion on these financial statements based on our audit.

We conducted our audit in accordance with Canadian generally accepted auditing standards. Those standards require that we plan and perform the audit to obtain reasonable assurance as to whether the financial statements are free of material misstatement. An audit includes examining, on a test basis, evidence supporting the amounts and disclosures in the financial statements. An audit also includes assessing the accounting principles used and significant estimates made by management, as well as evaluating the overall financial statement presentation.

In our opinion, these financial statements present fairly, in all material respects, the financial position of the school jurisdiction as at August 31, 2010 and the results of its operations, changes in cash flows, net assets and capital allocations for the year then ended in accordance with Canadian generally accepted accounting principles.

Stettler, Alberta  
November 3, 2010

*Gitzel Krejci Dand Peterson*  
CHARTERED ACCOUNTANTS



Gitzel Krejci Dand Peterson  
CHARTERED ACCOUNTANTS

**STATEMENT OF FINANCIAL POSITION**  
as at August 31, 2010

(in dollars)

	2010	2009 (Note)
<b>ASSETS</b>		
Current assets		
Cash and temporary investments	\$10,679,115	\$17,221,380
Accounts receivable (net after allowances) (Note 3)	\$2,428,904	\$1,228,092
Prepaid expenses (Note 2)	\$311,152	\$208,399
Other current assets (Note 4)	\$124,620	\$130,196
<b>Total current assets</b>	\$13,543,791	\$18,788,067
School generated assets	\$970,907	\$866,306
Trust assets (Note 10)	\$295,826	\$225,775
Long term accounts receivable (Note 5)	\$22,316	\$43,722
Long term investments	\$0	\$0
Capital assets (Note 6)		
Land	\$2,113,359	\$2,120,123
Construction in Progress	\$18,098,614	\$12,549,945
Buildings	\$69,392,146	
Less: accumulated amortization	(\$29,530,170)	\$39,861,976
Equipment	\$8,255,880	
Less: accumulated amortization	(\$5,140,117)	\$3,115,763
Vehicles	\$6,897,387	
Less: accumulated amortization	(\$3,924,659)	\$2,972,728
<b>Total capital assets</b>	\$66,162,440	\$61,304,329
<b>TOTAL ASSETS</b>	\$80,995,280	\$81,228,199
<b>LIABILITIES</b>		
Current liabilities		
Bank indebtedness (Note 7)	\$0	\$0
Accounts payable and accrued liabilities (Note 8)	\$2,833,030	\$3,747,665
Deferred revenue (Note 11)	\$2,959,262	\$2,390,520
Deferred capital allocations (Note 9)	\$330,199	\$4,112,529
Current portion of long term debt	\$477,919	\$505,277
<b>Total current liabilities</b>	\$6,600,410	\$10,755,991
School generated liabilities	\$970,907	\$866,306
Trust liabilities (Note 10)	\$295,826	\$225,775
Employee future benefit liabilities	\$0	\$0
Long term debt (Note 12 & 13)		
Supported: Debentures and other supported debt	\$2,463,573	\$2,966,036
Less: Current portion	(\$475,104)	(\$502,463)
Unsupported: Debentures and Capital Loans	\$0	\$0
Capital Leases	\$2,815	\$5,629
Mortgages	\$0	\$0
Less: Current portion	(\$2,815)	(\$2,814)
Other long term liabilities	\$0	\$0
Unamortized capital allocations (Note 15)	\$55,637,227	\$49,975,384
<b>Total long term liabilities</b>	\$58,892,429	\$53,533,853
<b>TOTAL LIABILITIES</b>	\$65,492,839	\$64,289,844
<b>NET ASSETS</b>		
Unrestricted net assets	\$1,225,551	\$2,403,007
Operating Reserves	\$5,028,722	\$4,572,816
Accumulated Operating Surplus (Deficit)	\$6,254,273	\$6,975,823
Investment in capital assets	\$8,058,825	\$8,357,280
Capital Reserves	\$1,189,343	\$1,605,252
<b>Total Capital Funds</b>	\$9,248,168	\$9,962,532
<b>Total net assets</b>	\$15,502,441	\$16,938,355
<b>TOTAL LIABILITIES AND NET ASSETS</b>	\$80,995,280	\$81,228,199

**Note:** Please input "(Restated)" in 2009 column heading where comparatives are not taken from the finalized 2008-2009 Audited Financial Statements filed with Alberta Education.

**STATEMENT OF REVENUES AND EXPENSES**  
**for the Year Ended August 31, 2010**  
(in dollars)

	Actual 2010	Budget 2010 (Note)	Actual 2009 (Note)
<b>REVENUES</b>			
Government of Alberta	\$51,537,118	\$53,389,660	\$51,187,658
Federal Government and First Nations	\$83,910	\$39,000	\$72,417
Other Alberta school authorities	\$75,908	\$0	\$0
Out of province authorities	\$0	\$0	\$0
Alberta Municipalities-special tax levies	\$0	\$0	\$0
Instruction resource fees	\$633,790	\$291,690	\$458,806
Transportation fees	\$0	\$0	\$0
Other sales and services	\$281,368	\$185,230	\$566,416
Investment income	\$61,806	\$150,000	\$140,685
Gifts and donations	\$119,238	\$20,000	\$168,698
Rental of facilities	\$17,704	\$2,000	\$10,185
Gross school generated funds	\$1,703,513	\$1,200,000	\$1,559,416
Gains on disposal of capital assets	\$13,458	\$0	\$1,101
Amortization of capital allocations	\$1,891,658	\$1,891,660	\$1,853,039
Other revenue	\$0	\$0	\$0
<b>Total Revenues</b>	\$56,419,471	\$57,169,240	\$56,018,421
<b>EXPENSES</b>			
Certificated salaries (Note 22)	\$27,180,696	\$26,016,210	\$25,364,847
Certificated benefits (Note 22)	\$2,725,268	\$2,871,050	\$2,741,673
Non-certificated salaries and wages (Note 22)	\$11,032,814	\$10,239,080	\$10,069,589
Non-certificated benefits (Note 22)	\$2,238,800	\$2,149,420	\$2,063,799
Services, contracts and supplies	\$9,431,245	\$13,212,090	\$9,850,143
Gross school generated funds	\$1,703,513	\$1,200,000	\$1,559,416
<b>Capital and debt services</b>			
Amortization of capital assets			
Supported	\$1,891,658	\$1,891,660	\$1,853,039
Unsupported	\$1,396,586	\$1,396,580	\$1,342,709
<b>Total Amortization of capital assets</b>	\$3,288,244	\$3,288,240	\$3,195,748
Interest on capital debt			
Supported	\$253,741	\$285,050	\$306,296
Unsupported	\$0	\$0	\$0
<b>Total Interest on capital debt</b>	\$253,741	\$285,050	\$306,296
Other interest and charges	\$1,064	\$0	\$141
Losses on disposal of capital assets	\$0	\$0	\$0
Other expense	\$0	\$0	\$0
<b>Total Expenses</b>	\$57,855,385	\$59,261,140	\$55,151,652
<b>EXCESS (DEFICIENCY) OF REVENUES OVER EXPENSES BEFORE EXTRAORDINARY ITEM</b>			
	(\$1,435,914)	(\$2,091,900)	\$866,769
Extraordinary Item	\$0	\$0	\$0
<b>EXCESS (DEFICIENCY) OF REVENUES OVER EXPENSES</b>	(\$1,435,914)	(\$2,091,900)	\$866,769

**Note:** Please input "(Restated)" where Actual 2009 comparatives are not as presented in the finalized 2008-2009 Audited Financial Statements filed with Alberta Education. Budget 2010 comparatives presented are final budget amounts formally approved by the Board.

**STATEMENT OF CASH FLOWS**  
for the Year Ended August 31, 2010

(in dollars)

	2010	2009 (Note)
<b>CASH FLOWS FROM:</b>		
<b>A. OPERATIONS</b>		
Excess (deficiency) of revenues over expenses	(\$1,435,914)	\$866,769
Add (Deduct) items not affecting cash:		
Amortization of capital allocations revenue	(\$1,891,658)	(\$1,853,039)
Total amortization expense	\$3,288,244	\$3,195,748
Gains on disposal of capital assets	(\$13,458)	(\$1,101)
Losses on disposal of capital assets	\$0	\$0
Changes in:		
Accounts receivable	(\$1,200,812)	\$1,429,539
Prepays and other current assets	(\$97,177)	(\$33,511)
Long term accounts receivable	\$21,406	\$24,066
Long term investments	\$0	\$0
Accounts payable and accrued liabilities	(\$914,635)	\$1,851,674
Deferred revenue	\$568,742	\$369,206
Employee future benefit liabilities	\$0	\$0
Other (describe)	\$0	\$0
<b>Total cash flows from Operations</b>	(\$1,675,262)	\$5,849,351
<b>B. INVESTING ACTIVITIES</b>		
Purchases of capital assets		
Land	\$0	\$0
Buildings	(\$6,751,460)	(\$11,426,099)
Equipment	(\$460,277)	(\$1,145,690)
Vehicles	(\$934,619)	(\$259,353)
Net proceeds from disposal of capital assets	\$13,459	\$92,588
Other (describe)	\$0	\$0
<b>Total cash flows from Investing activities</b>	(\$8,132,897)	(\$12,738,554)
<b>C. FINANCING ACTIVITIES</b>		
Capital allocations	\$3,268,708	\$8,155,210
Issue of long term debt	\$0	\$0
Repayment of long term debt	(\$505,277)	(\$572,735)
Add back: supported portion	\$502,463	\$569,921
Other (describe)	\$0	\$0
<b>Total cash flows from financing activities</b>	\$3,265,894	\$8,152,396
<b>Net cash flows from during the year</b>	(\$6,542,265)	\$1,263,193
<b>Cash and temporary investments, net of bank indebtedness, at Aug. 31/09</b>	\$17,221,380	\$15,958,187
<b>Cash and temporary investments, net of bank indebtedness, at Aug. 31/10</b>	\$10,679,115	\$17,221,380

**Note:** Please input "(Restated)" where Actual 2009 comparatives are not as presented in the finalized 2008-2009 Audited Financial Statement filed with Alberta Education.

**STATEMENT OF CHANGES IN NET ASSETS  
for the Year Ended August 31, 2010**

School Jurisdiction Code: 1325

(in dollars)

	(1)	(2)	(3)	(4)	(5)	(6)	(7)	(8)	(9)	(10)	(11)	(12)	(13)	(14)	(15)
	TOTAL NET ASSETS <small>Cols. 2+3+4+5</small>	INVESTMENT IN CAPITAL ASSETS	UNRESTRICTED NET ASSETS	INTERNALLY RESTRICTED NET ASSETS											
				TOTAL OPERATING RESERVES <small>Cols. 6+8+10+12+14</small>	TOTAL CAPITAL RESERVES <small>Cols. 7+9+11+13+15</small>	School & Instruction Related		Operations & Maintenance		Board & System Admin.		Transportation		External Services	
				Operating Reserves	Capital Reserves	Operating Reserves	Capital Reserves	Operating Reserves	Capital Reserves	Operating Reserves	Capital Reserves	Operating Reserves	Capital Reserves	Operating Reserves	Capital Reserves
<b>Balance at August 31, 2009</b>	\$16,938,355	\$8,357,280	\$2,403,007	\$4,572,816	\$1,605,252	\$2,503,187	\$192,967	\$617,526	\$270,942	\$0	\$0	\$1,452,103	\$1,141,343	\$0	\$0
<u>Prior period adjustments</u> (describe)															
	\$0	\$0	\$0	\$0	\$0	\$0	\$0	\$0	\$0	\$0	\$0	\$0	\$0	\$0	\$0
	\$0	\$0	\$0	\$0	\$0	\$0	\$0	\$0	\$0	\$0	\$0	\$0	\$0	\$0	\$0
	\$0	\$0	\$0	\$0	\$0	\$0	\$0	\$0	\$0	\$0	\$0	\$0	\$0	\$0	\$0
<b>Adjusted Balance, Aug.31, 2009</b>	\$16,938,355	\$8,357,280	\$2,403,007	\$4,572,816	\$1,605,252	\$2,503,187	\$192,967	\$617,526	\$270,942	\$0	\$0	\$1,452,103	\$1,141,343	\$0	\$0
Excess (deficiency) of revenues over expenses	(\$1,435,914)		(\$1,435,914)												
Board funded capital additions		\$1,095,317	(\$153,387)	\$0	(\$941,930)	\$0	\$0	\$0	(\$24,939)	\$0	\$0	\$0	(\$916,991)	\$0	\$0
Disposal of unsupported capital assets	\$0	\$0	\$0		\$0		\$0		\$0		\$0		\$0		\$0
Disposal of supported capital assets (board funded portion)	\$0	\$0	\$0		\$0		\$0		\$0		\$0		\$0		\$0
Direct credits to net assets	\$0	\$0	\$0												
Amortization of capital assets		(\$3,288,244)	\$3,288,244												
Amortization of capital allocations		\$1,891,658	(\$1,891,658)												
Debt principal repayments (unsupported)		\$2,814	(\$2,814)												
Net transfers to operating reserves			(\$1,405,778)	\$1,405,778		\$905,407		\$26,780		\$0		\$473,591		\$0	
Net transfers from operating reserves			\$949,872	(\$949,872)		(\$949,872)		\$0		\$0		\$0		\$0	
Net transfers to capital reserves			(\$526,021)		\$526,021		\$85,296		\$80,278		\$0		\$360,447		\$0
Net transfers from capital reserves			\$0		\$0		\$0		\$0		\$0		\$0		\$0
Assumption/transfer of other operations' net assets	\$0	\$0	\$0	\$0	\$0	\$0	\$0	\$0	\$0	\$0	\$0	\$0	\$0	\$0	\$0
<b>Balance at August 31, 2010</b>	\$15,502,441	\$8,058,825	\$1,225,551	\$5,028,722	\$1,189,343	\$2,458,722	\$278,263	\$644,306	\$326,281	\$0	\$0	\$1,925,694	\$584,799	\$0	\$0

**STATEMENT OF CAPITAL ALLOCATIONS  
(EXTERNALLY RESTRICTED CAPITAL CONTRIBUTIONS ONLY)  
for the Year Ended August 31, 2010  
(in dollars)**

	<b>Deferred Capital Allocations</b>	<b>Unamortized Capital Allocations</b>
<b>Balance at August 31, 2009</b>	\$4,112,529	\$49,975,384
<b>Prior period adjustments</b>	\$0	\$0
<b>Adjusted balance, August 31, 2009</b>	\$4,112,529	\$49,975,384
<b>Add:</b>		
<b>Restricted capital allocations from:</b> Alberta Education including school and modular projects	\$3,232,132	
Other Government of Alberta	\$19,577	
Federal Government and First Nations	\$0	
Other sources	\$13,514	
<b>Interest earned on provincial government capital allocations</b>	\$3,485	
<b>Other capital grants and donations</b>	\$0	
<b>Net proceeds on disposal of supported capital assets</b>	\$0	
<b>Insurance proceeds (and related interest)</b>	\$0	
<b>Donated capital assets</b> (amortizable, @ fair market value)		\$0
<b>Transferred in capital assets</b> (amortizable, @ net book value)		\$0
<b>Current Year Debenture Principal Repayment</b>		\$502,463
<b>Expended capital allocations - current year</b>	(\$7,051,038)	\$7,051,038
<b>Deduct:</b>		
<b>Net book value of supported capital assets dispositions, write-offs, or transfer; Other</b>	\$0	\$0
<b>Capital allocations amortized to revenue</b>		\$1,891,658
<b>Balance at August 31, 2010</b>	\$330,199	\$55,637,227

\* Infrastructure Maintenance Renewal/Infrastructure Maintenance Program allocations are excluded from this Statement, since those contributions are not externally restricted to capital.

**WILD ROSE SCHOOL DIVISION NO. 66  
NOTES TO THE FINANCIAL STATEMENT  
FOR THE YEAR ENDED AUGUST 31, 2010**

**1. AUTHORITY AND PURPOSE**

The School Division delivers education programs under the authority of the School Act, Revised Statutes of Alberta 2000, Chapter S-3.

The jurisdiction receives instruction and support allocations under Regulation 77/2003. The regulation allows for the setting of conditions and use of grant monies. The School Jurisdiction is limited on administration expenses and is permitted to reallocate funding within the Alberta Education instruction and support block areas. The School Jurisdiction being provincially funded is not subject to Provincial or Federal Incomes Taxes.

**2. SUMMARY OF SIGNIFICANT ACCOUNTING POLICIES**

These financial statements have been prepared in accordance with Canadian generally accepted accounting principles (GAAP) and accounting policies consistent with those prescribed by Alberta Education for Alberta school jurisdictions. The precise determination of many assets and liabilities is dependent on future events. As a result, the preparation of financial statements for a period involves the use of estimates and approximations, which have been made using careful judgment. Actual results could differ from those estimates and approximations. The financial statements have, in management's opinion, been properly prepared within reasonable limits of materiality and within the framework of the accounting policies summarized below:

Revenue Recognition

Revenue is recognized as follows:

Instruction and support allocations are recognized in the year to which they relate.

Fees for services related to courses and programs are recognized as revenue when such courses and programs are delivered.

Unrestricted contributions are recognized as revenue when received or receivable. Contributions in-kind are recorded at fair market value when reasonably determinable.

Externally restricted contributions are deferred and recognized as revenue in the period in which the restriction is complied with. Endowment funds, which are to be retained as net assets, are recorded as direct increases in trust assets and liabilities in the period in which they are received or receivable.

**WILD ROSE SCHOOL DIVISION NO. 66  
NOTES TO THE FINANCIAL STATEMENT  
FOR THE YEAR ENDED AUGUST 31, 2010**

**2. SUMMARY OF SIGNIFICANT ACCOUNTING POLICIES – Continued**

Capital Assets

Capital assets are recorded at cost and amortized over their estimated useful lives on a straight line basis at the following rates:

Buildings	2.5% to 10%
Equipment	10% and 20%
Vehicles	10% and 20%
Computer Hardware and Software	20%

Only capital assets with costs in excess of \$5,000; or restricted by expenditure are capitalized. Any capital allocations received for asset additions are amortized over the same period as the related asset.

The capital asset pools of furniture, equipment and buildings are deemed fully disposed 10 years after full amortization of the costs or incremental costs. Disposal amounts are prorated over the 10 years following full amortization. For buildings, this is an adjustment for the long-term nature of the asset, and capitalization of improvements extending the useful life, without any identifiable disposal of those components previously capitalized. For furniture and equipment, this adjustment recognizes that disposal of assets will take place over time, but not be specifically identifiable.

Inventories

Inventories are recorded at the lower of cost and net realizable value.

School Generated Funds

Funds generated from school-based activities are included as assets, liabilities, revenues and expenses of the school jurisdiction because the accountability and control of these funds rests with school jurisdiction officials or their appointee(s). These funds are usually collected and retained at the school for expenditures paid at the school level (e.g. yearbook sales, graduation fees, field trip fees, etc.)

Vacation Pay

Vacation pay is recorded when earned.

Prepaid Expenses

Certain expenditures incurred before the close of the school year are for school supplies which will be consumed subsequent to the year-end, and are accordingly recorded as prepaid expenses. Certain insurance expenses also fall into this category.

**WILD ROSE SCHOOL DIVISION NO. 66  
NOTES TO THE FINANCIAL STATEMENT  
FOR THE YEAR ENDED AUGUST 31, 2010**

**2. SUMMARY OF SIGNIFICANT ACCOUNTING POLICIES – Continued**

Contributed Services

Volunteers assist schools operated by the School Division in carrying out certain activities. Due to the difficulty of determining the fair value of these services and the fact that such assistance is generally not otherwise purchased, contributed services are not recognized in the financial statements.

Financial Instruments

The jurisdiction's financial instruments consist of cash, accounts receivable, accounts payable, accrued liabilities, and long-term debt. It is management's opinion that the jurisdiction is not exposed to significant interest, currency or credit risks arising from these financial instruments. Unless otherwise noted, the fair values of these financial instruments approximate their carrying values. The jurisdiction has invested surplus funds in accordance with Section 60(2)(d) of the School Act. Interest on debenture debt is fully supported by Alberta Finance.

Pension

Pension costs included in these statements comprise the cost of employer contributions for current service of employees during the year.

The current service and past service costs of the Alberta Teacher Retirement Fund are met by contributions by active members and the Government of Alberta. Under the terms of the Teachers Pension Plan Act, the Wild Rose School Division does not make pension contributions for certificated staff.

The school board participates in the multi-employer pension plan, the Local Authorities Pension Plan, and does not report on any unfunded liabilities. The expense for their pension plan is equivalent to the annual contributions of \$557,947 for the year ended August 31, 2010. At December 31, 2009, the Local Authorities Pension Plan reported an actuarial deficiency of \$4 billion (2008 deficiency of \$4.4 billion). In 2010, the Province recorded a liability of \$314,000,000 (2009 - \$186,000,000) for its portion of the unfunded pension obligation related to organizations controlled by the province

Operating and Capital Reserves

Reserves are established at the discretion of the Board of Trustees of the jurisdiction, to set aside funds for operating and for future capital expenditures. Such reserves are appropriations of unrestricted net assets.

Employee Future Benefits

The jurisdiction accrues its obligations under employee future benefit plans and expenses the related costs. There is no financial impact on the jurisdiction at this time.

**WILD ROSE SCHOOL DIVISION NO. 66  
NOTES TO THE FINANCIAL STATEMENT  
FOR THE YEAR ENDED AUGUST 31, 2010**

**3. ACCOUNTS RECEIVABLE**

Accounts Receivable is comprised of the following amounts:

	2010	2009
	\$	\$
Due from Alberta Education	1,708,333	300,430
Due from Alberta Finance	148,155	179,458
Due from Federal Government	262,970	407,248
Due from the FMSS Society (Current)	22,184	22,184
Notes Receivable: Computer Purchase Plan (Current)	14,092	17,643
Accounts Receivables: General	<u>273,170</u>	<u>301,129</u>
	<u>2,428,904</u>	<u>1,228,092</u>

**4. OTHER CURRENT ASSETS**

	2010	2009
	\$	\$
Inventories	124,095	129,671
Utility Deposits	<u>525</u>	<u>525</u>
	<u>124,620</u>	<u>130,196</u>

**5. LONG TERM ACCOUNTS RECEIVABLE**

	2010	2009
	\$	\$
Due from the FMSS Society	18,250	40,434
Notes Receivable: Computer Purchase Plan	<u>4,066</u>	<u>3,288</u>
	<u>22,316</u>	<u>43,722</u>

The amount due from the Frank Maddock Student Services Society; relating to an agreement between the School Division and the Society to reimburse certain construction expenditures incurred on the construction of a facility at the Frank Maddock High School. The School Division retains title to the facility. The amount owing is unsecured and non-interest bearing repayment is to be made on a monthly basis.

**WILD ROSE SCHOOL DIVISION NO. 66  
NOTES TO THE FINANCIAL STATEMENT  
FOR THE YEAR ENDED AUGUST 31, 2010**

**6. CAPITAL ASSETS**

	Land and Land Improvements	Construction in Progress – New Building	Buildings	Equipment	Vehicles	Total August 31, 2009	Total August 31 2008
Estimated Useful Life			10-40 years	5-10 years	5-10 years		
	\$	\$	\$	\$	\$	\$	\$
<b>Historical cost</b>							
September 1, 2009	2,183,643	12,549,945	68,569,632	8,565,513	6,364,441	98,233,174	86,982,823
Additions	-	6,751,460	-	460,277	934,619	8,146,356	12,831,142
Transfers in (out)	-	(1,202,791)	1,202,791	-	-	-	-
Less disposals including write-offs	-	-	(380,277)	(769,910)	(401,673)	(1,551,860)	(1,580,791)
August 31, 2010	<u>2,183,643</u>	<u>18,098,614</u>	<u>69,392,146</u>	<u>8,255,880</u>	<u>6,897,387</u>	<u>104,827,670</u>	<u>98,233,174</u>
<b>Accumulated amortization</b>							
September 1, 2009	63,520	-	28,008,003	4,989,944	3,867,378	36,928,845	35,222,401
Amortization expense	6,764	-	1,902,444	920,083	458,954	3,288,245	3,195,735
Transfers in (out)	-	-	-	-	-	-	-
Effect of disposals	-	-	(380,277)	(769,910)	(401,673)	(1,551,860)	(1,489,291)
August 31, 2010	<u>70,284</u>	<u>-</u>	<u>29,530,170</u>	<u>5,140,117</u>	<u>3,924,659</u>	<u>38,665,230</u>	<u>36,928,845</u>
<b>Net Book Value at August 31, 2010</b>	<u><u>2,113,359</u></u>	<u><u>18,098,614</u></u>	<u><u>39,861,976</u></u>	<u><u>3,115,763</u></u>	<u><u>2,972,728</u></u>	<u><u>66,162,440</u></u>	<u><u>61,304,329</u></u>

**WILD ROSE SCHOOL DIVISION NO. 66  
NOTES TO THE FINANCIAL STATEMENT  
FOR THE YEAR ENDED AUGUST 31, 2010**

**7. BANK INDEBTEDNESS**

The School Division has entered into a revolving line of credit agreement with Alberta Treasury Branches and is authorized to borrow up to \$700,000 at the bank's prime rate of interest less ¼ percent. There was no balance outstanding on the line of credit at August 31, 2010.

**8. ACCOUNTS PAYABLE AND ACCRUED LIABILITIES**

	2010	2009
	\$	\$
Alberta Education	-	11,080
Alberta Finance	148,155	179,458
Wages Payable	343,575	302,113
Holdbacks	-	1,156,873
Other Trade Payable and Accrued Liabilities	<u>2,341,300</u>	<u>2,098,141</u>
	<u>2,833,030</u>	<u>3,747,665</u>

**9. DEFERRED CAPITAL ALLOCATIONS**

Deferred capital allocations represent externally-restricted supported capital funds provided for a specific capital purpose received or receivable by the School Division, but the related expenditure had not been made at year-end. The funding and related accumulated interest earned on advances is transferred to Unamortized Capital Allocations as expenses are incurred.

	2010	2009
	\$	\$
H.W. Pickup Jr. High School	-	3,639,773
Lindale School Sale	327,995	451,012
School – playground	2,204	-
Capital Grant – Skills Canada Alberta	<u>-</u>	<u>21,744</u>
	<u>330,199</u>	<u>4,112,529</u>

**10. TRUST ASSETS AND LIABILITIES**

These balances represent cash that is held in trust by the jurisdiction for the following areas:

	2010	2009
	\$	\$
Deferred salary leave plan	275,390	199,582
Scholarship funds	18,026	23,126
Other trust amounts	<u>2,410</u>	<u>3,067</u>
	<u>295,826</u>	<u>225,775</u>

**WILD ROSE SCHOOL DIVISION NO. 66  
NOTES TO THE FINANCIAL STATEMENT  
FOR THE YEAR ENDED AUGUST 31, 2010**

**11. DEFERRED REVENUE**

Deferred revenue consists of the following unexpended grants, as qualifying expenditures are incurred these grants will be recognized as revenue:

<b>SOURCE AND GRANT OR FUND TYPE</b>	<b>DEFERRED REVENUE</b> as at AUGUST 31, 2009 \$	ADD: 2009/2010 RESTRICTED FUNDS RECEIVED/ RECEIVABLE \$	DEDUCT 2009/2010 RESTRICTED FUNDS EXPENDED (PAID/PAYABLE) \$	ADD (DEDUCT): 2009/2010 ADJUSTMENTS OR RETURNED FUNDS \$	<b>DEFERRED REVENUE</b> as at AUGUST 31, 2010 \$
<b>Alberta Education Restricted Operational Funding:</b>					
Alberta Initiative for School Improvement	3,356	719,234	(668,903)	-	53,687
Infrastructure Maintenance Renewal	1,486,114	911,722	(520,165)	-	1,877,671
Small Class Size Initiative	508,469	-	-	-	508,469
<b>Other Government of Alberta Restricted Funding:</b>					
Technology Infrastructure	197,977	-	-	-	197,977
Supporting Innovative Classrooms	144,154	-	-	-	144,154
CTS Evergreen	38,135	140,256	(118,073)	-	60,318
CTS Bridge Funding	-	136,000	(27,200)	-	108,800
<b>Other Deferred Revenue:</b>					
International Student Services – Advance Fees	12,315	-	(12,315)	-	-
Indian and Northern Affairs	-	8,186	-	-	8,186
<b>Total</b>	<u>2,390,520</u>	<u>1,915,398</u>	<u>(1,346,656)</u>	<u>-</u>	<u>2,959,262</u>

**WILD ROSE SCHOOL DIVISION NO. 66  
NOTES TO THE FINANCIAL STATEMENT  
FOR THE YEAR ENDED AUGUST 31, 2010**

**12. LONG TERM DEBT**

The debenture debt bears interest at rates varying between 8% and 12%, and mature at various times between 2009 and 2020. The debenture debt is fully supported by Alberta Finance. The current portion of long-term debt consist entirely of amounts payable by Alberta Finance on supported debt; therefore, the working capital (current assets minus current liabilities) is understated by this amount.

	2010	2009
	\$	\$
Long Term Debt	2,463,573	2,966,036
Less: Current Portion	<u>475,104</u>	<u>502,463</u>
	<u>1,988,469</u>	<u>2,463,573</u>

Debenture payments due over the next five years and beyond are as follows:

	Principal	Interest	Total
	\$	\$	\$
2010-2011	475,103	234,391	709,494
2011-2012	424,553	186,999	611,552
2012-2013	331,853	144,693	476,546
2013-2014	287,571	111,780	399,351
2014-2015	217,171	84,055	301,226
2015 to maturity	<u>727,322</u>	<u>169,859</u>	<u>897,181</u>
	<u>2,463,573</u>	<u>931,777</u>	<u>3,395,350</u>

**13. CAPITAL LEASE OBLIGATION**

The capital lease balance is interest free and is secured by an asset with a net book value of \$6,760.

Capital lease payments due over the next year:

	2010
	\$
2010-2011	2,815

**WILD ROSE SCHOOL DIVISION NO. 66  
NOTES TO THE FINANCIAL STATEMENT  
FOR THE YEAR ENDED AUGUST 31, 2010**

**14. ASSET RETIREMENT OBLIGATIONS**

Asset retirement obligations represent legal obligations associated with the retirement of a tangible long-lived asset that resulted from its acquisition, construction, development or normal operations. The jurisdiction is unaware of any asset retirement obligations.

**15. UNAMORTIZED CAPITAL ALLOCATIONS**

Unamortized capital allocations represent externally-restricted supported capital funds that have been expended, but yet to be amortized over the useful life of the related capital asset. The unamortized capital allocations account balance is increased by transfers of deferred capital allocations expended, as well as fully-supported debenture principle repayments.

**16. CONTINGENCIES**

Contingent Assets

The School Division is a member of a reciprocal insurance exchange called ASBIE. A portion of the premiums paid each year represents equity contributions to the insurance fund. These payments have been recorded as expenditures in the financial statements as the value of the equity is subject to liability claims and is not an asset that the jurisdiction can liquidate.

Legal Action

The jurisdiction has been named as a defendant in a lawsuit whereby the plaintiff is seeking damages relating to former employment. As the likelihood of the outcome and potential damages, if any, ensuing from this lawsuit are not determinable at the date of reporting, no provision has been made in the financial statement for any costs associated with this lawsuit.

**17. COMMITMENTS**

Student Transportation Contracts

The jurisdiction is committed to 30 student transportation contracts for the operation of school buses. These are term contracts with a 90 day notice of early termination clause. The maturity dates for these contracts are grouped as follows:

Contracts with End Date: August 31 of:	Number of Contracts
2011	16
2012	<u>14</u>
	<u><u>30</u></u>

**WILD ROSE SCHOOL DIVISION NO. 66  
NOTES TO THE FINANCIAL STATEMENT  
FOR THE YEAR ENDED AUGUST 31, 2010**

**18. RELATED PARTY TRANSACTIONS**

Effective 2005/2006, school jurisdictions are controlled by the Government of Alberta according to criteria set out in PSAB 1300. All entities consolidated or accounted for on a modified equity basis in the accounts of the Government of Alberta are now related parties of school jurisdictions. These include government departments, health authorities, post-secondary institutions and other school jurisdictions in Alberta. The Wild Rose School Division No. 66 has related party transactions for the year ended August 31, 2010 with the Red Deer College and the Red Deer Catholic Regional Division No. 39. These transactions are recorded on the Statement of Revenues and Expenses and Statement of Financial Position, at the amount of consideration agreed upon between the related parties.

	Balances		Transactions	
	Assets (at cost or net realizable value) \$	Liabilities (at fair value) \$	Revenue \$	Expenses \$
2009-2010				
Government of Alberta				
Education	1,708,333	3,279,071	50,960,895	0
Finance	148,155	148,155	253,741	253,741
Health Authorities	0	0	322,482	0
Health & Wellness	0	0	0	0
Local Authorities Pension	0	84	0	557,947
Other Gov't of Alberta Departments	4,592	0	4,592	0
Other:				
Post-secondary institutions	0	0	0	28,679
Other Alberta school jurisdictions	85,125	0	85,125	133,172
<b>TOTAL 2009-2010</b>	<u>1,946,205</u>	<u>3,427,310</u>	<u>51,626,835</u>	<u>973,539</u>
<b>TOTAL 2008-2009</b>	<u>573,616</u>	<u>6,669,224</u>	<u>51,277,094</u>	<u>1,211,377</u>

**WILD ROSE SCHOOL DIVISION NO. 66  
NOTES TO THE FINANCIAL STATEMENT  
FOR THE YEAR ENDED AUGUST 31, 2010**

**19. CASH AND TEMPORARY INVESTMENTS**

Cash and temporary investments are made up of cash on hand, balances in bank accounts and term deposits with maturity dates of less than three months. Temporary investments are classified as held-for-trading financial assets and recorded at fair market value on the Statement of Financial Position.

	2010	2009
	\$	\$
Interest paid	<u>285,045</u>	<u>343,666</u>

**20. ECONOMIC DEPENDENCE ON RELATED THIRD PARTY**

The Wild Rose School Division's primary source of income is from the Alberta Government. The Division's ability to continue viable operations is dependent on this funding.

**21. BUDGET AMOUNTS**

The budget was prepared by the School Division management with Board of Trustee approval on November 27, 2009. It is presented for information purposes only and has not been audited.

**WILD ROSE SCHOOL DIVISION NO. 66  
NOTES TO THE FINANCIAL STATEMENT  
FOR THE YEAR ENDED AUGUST 31, 2010**

**22. REMUNERATION AND MONETARY INCENTIVES**

The Wild Rose School Division had paid or accrued expenses for the year ended August 31, 2010 to or on behalf of the following positions and persons in groups as follows:

Board Members	FTE	Remuneration \$	Benefits \$	Negotiated Allowances \$	Performance Bonuses \$	ERIP's & Other \$	Expenses \$
Ms. M.J. Hofmann	1.0	23,429	0				7,674
Mr. D. Smith	1.0	7,845	4,085				671
Mr. K. Warren	1.0	25,760	4,613				15,904
Mr. E. Tait	1.0	15,922	0				5,713
Mr. G. Thompson	1.0	21,061	4,057				10,774
Mr. L. Oberle	0.5	11,471	0				4,962
<b>Subtotal</b>	5.5	105,489	12,755				45,698
Superintendent B. Celli	1.0	160,000	13,095				25,328
Secretary/Treasurer G. Majeran	1.0	138,280	26,442				5,738
Certificated Teachers	314.1	27,020,696	2,712,173				
Non-certificated- Other	314.6	10,789,046	2,199,603				
<b>TOTALS</b>	<u>636.2</u>	<u>38,213,510</u>	<u>4,964,068</u>	-	-	-	

**23. FUTURE CHANGES IN SIGNIFICANT ACCOUNTING POLICIES**

The following accounting standards have been issued by the CICA but are not yet effective. The School Division is currently evaluating the effect of adopting these standards on their financial statements.

Generally Accepted Accounting Principles – All non-profit organizations will be required to choose which set of accounting standards they will adopt for years beginning on or after January 1, 2012. Two options for accounting standards are available to choose from: GAAP for Non-Profit Organizations or International Financial Reporting Standards (IFRS). Early adoption of either standard is available to entities with periods ending on or after December 31, 2009. Both options will result in significant changes to the financial presentation or disclosure of the reporting entity. This entity has indicated that they intend to adopt GAAP for Non-Profit Organizations within the next fiscal year and are currently investigating the impacts.

**UNAUDITED SCHEDULES**  
TO THE  
FINANCIAL STATEMENTS  
FOR THE YEAR ENDED AUGUST 31, 2010  
[School Act, Section 276]

**Wild Rose School Division No. 66**

Legal Name of School Jurisdiction

**4912 - 43 Street, Rocky Mountain House, Alberta, T4T 1P4**

Mailing Address

**Phone: 403-845-3376 Fax: 403-845-3850**

Telephone and Fax Numbers


***Declaration of Secretary-Treasurer / Chief Financial Officer***

To the best of my knowledge and belief, these unaudited schedules have been prepared following Alberta Education's reporting requirements for Alberta school jurisdictions. These schedules were submitted to the board for information purposes.

SECRETARY TREASURER OR TREASURER

Gordon Majeran

Name



Signature

17-Nov-10

Dated

c.c. ALBERTA EDUCATION, Financial Reporting & Accountability Branch,  
8th Floor Commerce Place, 10155-102 Street, Edmonton AB T5J 4L5  
EMAIL: [Cindy.Wang@gov.ab.ca](mailto:Cindy.Wang@gov.ab.ca)  
PHONE: (780) 644-5672 FAX: (780) 422-6996

## TABLE OF CONTENTS

		<b>Page</b>
<b>SCHEDULE A</b>	<b>Allocation of Revenues and Expenses to Programs</b>	<b>3</b>
<b>SCHEDULE B</b>	<b>School Generated Funds (SGF)</b>	<b>4</b>
<b>SCHEDULE C</b>	<b>Operations and Maintenance Program Expenses</b>	<b>5</b>

**SCHEDULE A**

School Jurisdiction Code: 1325

**ALLOCATION OF REVENUES AND EXPENSES TO PROGRAMS - 2009-2010**

REVENUES	ECS Instruction	Grades 1-12 Instruction	Operations and Maintenance of Schools & Maintenance Shops	Transportation	Board & System Administration	External Services	TOTAL
(1) Alberta Education	\$2,143,700	\$36,936,595	\$5,089,168	\$4,613,650	\$2,100,000	\$0	\$50,883,113
(2) Other - Government of Alberta	\$0	\$141,429	\$265,407	\$595	\$0	\$246,574	\$654,005
(3) Federal Government and First Nations	\$0	\$83,910	\$0	\$0	\$0	\$0	\$83,910
(4) Other Alberta school authorities	\$0	\$75,908	\$0	\$0	\$0	\$0	\$75,908
(5) Out of province authorities	\$0	\$0	\$0	\$0	\$0	\$0	\$0
(6) Alberta Municipalities-special tax levies	\$0	\$0	\$0	\$0	\$0	\$0	\$0
(7) Instruction resource fees	\$5,545	\$628,245					\$633,790
(8) Transportation fees-ECS				\$0			\$0
(9) Transportation fees-Grades 1-12				\$0			\$0
(10) Other sales and services	\$0	\$77,552	\$18,052	\$25,484	\$831	\$159,449	\$281,368
(11) Investment income	\$0	\$53,984	\$7,822	\$0	\$0	\$0	\$61,806
(12) Gifts and donations	\$0	\$117,638	\$0	\$0	\$400	\$1,200	\$119,238
(13) Rental of facilities	\$0	\$4,675	\$9,250	\$0	\$13	\$3,766	\$17,704
(14) Gross school generated funds	\$0	\$1,703,513	\$0	\$0	\$0	\$0	\$1,703,513
(15) Gains on disposal of capital assets	\$0	\$10,627	\$1,561	\$1,270	\$0	\$0	\$13,458
(16) Amortization of capital allocations	\$0	\$81,320	\$1,810,338	\$0		\$0	\$1,891,658
(17) Other revenue	\$0	\$0	\$0	\$0	\$0	\$0	\$0
(18) TOTAL REVENUES	\$2,149,245	\$39,915,396	\$7,201,598	\$4,640,999	\$2,101,244	\$410,989	\$56,419,471
<b>EXPENSES</b>							
(19) Certificated salaries	\$864,820	\$25,952,123			\$341,668	\$22,085	\$27,180,696
(20) Certificated benefits	\$98,503	\$2,594,850			\$29,769	\$2,146	\$2,725,268
(21) Non-certificated salaries and wages	\$494,963	\$6,064,059	\$2,195,175	\$1,382,886	\$827,901	\$67,830	\$11,032,814
(22) Non-certificated benefits	\$67,466	\$1,301,933	\$510,696	\$162,114	\$180,544	\$16,047	\$2,238,800
(23) SUB - TOTAL	\$1,525,752	\$35,912,965	\$2,705,871	\$1,545,000	\$1,379,882	\$108,108	\$43,177,578
(24) Services, contracts and supplies	\$256,326	\$3,713,481	\$2,318,214	\$2,272,691	\$670,488	\$200,045	\$9,431,245
(25) Gross school generated funds	\$0	\$1,703,513					\$1,703,513
(26) Amortization of capital assets	\$0	\$930,007	\$1,936,205	\$349,717	\$72,315	\$0	\$3,288,244
(27) Interest and charges	\$0	\$0	\$253,741	\$0	\$1,064	\$0	\$254,805
(28) Losses on disposal of capital assets	\$0	\$0	\$0	\$0	\$0	\$0	\$0
(29) Other expense	\$0	\$0	\$0	\$0	\$0	\$0	\$0
(30) TOTAL EXPENSES	\$1,782,078	\$42,259,966	\$7,214,031	\$4,167,408	\$2,123,749	\$308,153	\$57,855,385
(31) EXCESS (DEFICIENCY) OF REVENUES OVER EXPENSES	\$367,167	(\$2,344,570)	(\$12,433)	\$473,591	(\$22,505)	\$102,836	(\$1,435,914)

**SCHEDULE B  
SCHOOL GENERATED FUNDS (SGF) - 2009-2010**

<b>Unexpended SGF - Opening Balance August 31, 2009</b> (Note 1)			\$866,306
<b>Sources of School Generated Funds:</b>	<b>Gross SGF</b>	<b>Related Expenses</b>	<b>Net SGF</b>
Fundraising activities	\$1,228,947	\$857,865	\$371,082
Student fees (Non-Instructional) (Note 1)	\$377,393	\$337,445	\$39,948
Donations and grants to schools	\$46,624	\$38,013	\$8,611
Other (describe):	\$155,150	\$98,573	\$56,577
<b>Net Additions to SGF</b>	\$1,808,114	\$1,331,896	\$476,218
<b>Net SGF Available</b>			\$1,342,524
<b>Uses of Net School Generated Funds:</b>			
Extra-curricular activities			\$197,778
Field Trips			\$173,839
Other (describe):			
<b>Total Uses of Net SGF</b> (Note 2)			\$371,617
<b>Unexpended SGF - Closing Balance August 31, 2010</b> (Note 3)			\$970,907
<p>School Generated Funds (SGF) are funds raised in the community for student activities that come under the control and responsibility of school management. These funds are usually collected and retained at the school for expenditures paid at the school level. SGF does not include any other funds collected at the school but remitted to central office and accounted for by central office (facility rentals, capital assets purchases, etc.)</p> <p><b>Notes:</b></p> <ol style="list-style-type: none"> <li>1 Excludes fees collected pursuant to Section 60(2)(j) of the School Act (fees related to instructional supplies or materials - essentially textbooks, resource materials in lieu of textbooks, media, software, and materials for classrooms). Fees charged for CEU-related activities are recorded as instruction resource fees, not SGF.</li> <li>2 The sum of "total related expenses" and "total uses of net SGF" is reported as "gross school generated funds" in the Statement of Revenues &amp; Expenses.</li> <li>3 Unexpended SGF is reported as SGF assets and SGF liabilities in the Statement of Financial Position.</li> </ol>			

**SCHEDULE C**  
**Operations and Maintenance of Schools & Maintenance Shops Program Expense Details - 2009-2010**

EXPENSES	Custodial	Maintenance	Utilities and Telecommunications	Expensed IMR and Modular Unit Relocations	Facility Planning & Operations Administration	Unsupported Amortization & Other Expenses	SUB-TOTAL Operations & Maintenance	Supported Capital & Debt Services	TOTAL Operations and Maintenance
Uncertificated salaries and wages	\$1,493,795	\$538,827	\$0	\$0	\$162,553		\$2,195,175		\$2,195,175
Uncertificated benefits	\$334,841	\$143,903	\$0	\$0	\$31,952		\$510,696		\$510,696
Sub-total Remuneration	\$1,828,636	\$682,730	\$0	\$0	\$194,505		\$2,705,871		\$2,705,871
Supplies and services	\$125,536	\$382,734	\$0	\$527,986	\$41,443		\$1,077,699		\$1,077,699
Electricity			\$518,934				\$518,934		\$518,934
Natural Gas/Heating Fuel			\$438,814				\$438,814		\$438,814
Sewer and Water			\$142,329				\$142,329		\$142,329
Telecommunications			\$23,618				\$23,618		\$23,618
Insurance					\$116,820		\$116,820		\$116,820
Amortization of capital assets									
Supported								\$1,810,337	\$1,810,337
Unsupported				\$0		\$125,868	\$125,868		\$125,868
Total Amortization				\$0		\$125,868	\$125,868	\$1,810,337	\$1,936,205
Interest on capital debt									
Supported								\$253,741	\$253,741
Unsupported				\$0		\$0	\$0		\$0
Other interest charges						\$0	\$0		\$0
Losses on disposal of capital assets						\$0	\$0		\$0
<b>TOTAL EXPENSES</b>	\$1,954,172	\$1,065,464	\$1,123,695	\$527,986	\$352,768	\$125,868	\$5,149,953	\$2,064,078	\$7,214,031
<b>SQUARE METRES</b>									
School Buildings									65,505.3
Non School Buildings									5,497.0

**Note:**

- Custodial:** All expenses related to activities undertaken to keep the school environment and maintenance shops clean and safe.
- Maintenance:** All expenses associated with the repair, replacement, enhancement and minor construction of buildings, grounds and equipment components. This includes regular and preventative maintenance undertaken to ensure components reach or exceed their life cycle and the repair of broken components. Maintenance expenses exclude operational costs related to expensed IMR & Modular Unit relocations, as they are reported on separately.
- Utilities & Telecommunications:** All expenses related to electricity, natural gas and other heating fuels, sewer and water and all forms of telecommunications.
- Expensed IMR & Modular Unit Relocations:** All operational expenses associated with non-capitalized Infrastructure Maintenance Renewal projects (AKA IMP and BQRP) and modular unit (portable) relocations.
- Facility Planning & Operations Administration:** All expenses related to the administration of operations and maintenance including (but not limited to) contract administration, clerical functions, negotiations, supervision of employees & contractors, school facility planning & project 'administration', administration of joint-use agreements, and all expenses related to ensuring compliance with health and safety standards, codes and government regulations.
- Supported Capital & Debt Services:** All expenses related to supported capital assets amortization and interest on supported capital debt.